

A Cooke's Tour of The Asia Pacific IAP (APIAP) meetings 1994 to 2011

Professor Robin A. Cooke





The idea for a combined meeting of some of the Regional Divisions of the IAP was born during conversations that Phil Allen of Australia had with his colleagues in the field of soft tissue tumours while he was doing a period of sabbatical leave in the Chinese University of Hong Kong.

Formative years

HISTOPATHOLOGY DEPARTMENT

TELEPHONE: (08) 243 6657

FAX: (08) 268 8078

THE
QUEEN ELIZABETH
HOSPITALDr D Moir
St Ives Medical Centre
247 Mona Vale Road
ST IVES NSW 2075

PWA:ABC

7 September 1993

Dear Denis

This is to confirm our telephone conversation of 6.9.93. While I was in Japan last week, Professor Ishikawa, Vice-President, Japan, International Academy of Pathology, asked me whether we could have a joint Asian-Pacific Meeting of the International Academy of Pathology in Sydney in 1995. He said that he would guarantee strong Japanese support for such a meeting and he thought that the Koreans would come as well. At the moment the Japanese and Koreans have a joint meeting in alternate years. The next meeting is in Korea in 1994. 1995 would be the off year for them.

I said I thought there would be no problem in having it in conjunction with the Australasian Division Meeting in June. I think they would prefer to have it slightly later but I said that the conditions for tourism in June in Australia are still very good, even though it is winter.

I would be grateful if you could give this your consideration and perhaps fax Professor E Ishikawa or the Secretary of the Japanese Division, Professor S Ushigome, or the President of the Japanese Division Professor M Enjoji. They all use the same fax.

Professor Eisai Ishikawa
Vice-President
Japan, IAP
Jikei University School of Medicine
3-25-8 Nishi-Shinjuku
Minato-ku
TOKYO 105, JAPAN
FAX: International-81-3-5472-0700

Professor M Enjoji
President
Japanese Division of the IAP
Jikei University School of Medicine
3-25-8 Nishi-Shinjuku
Minato-ku
TOKYO 105, JAPAN
FAX: International-81-3-5472-0700

..2

Professor S Uehigawa
Secretary
Japanese Division of the IAP
Jikei University School of Medicine
3-25-8 Nishi-Shimbashi
Minato-ku
TOKYO 105, JAPAN
FAX: International-81-3-5472-0700

With best wishes.

Yours sincerely



P. H. ALLEN
Director
Histopathology Department

C:\MSADV2\DOCS\IAP1993\1-2



INTERNATIONAL ACADEMY OF PATHOLOGY

(Formerly International Association of Medical Museums)
(Founded by Maude Abbott 1906)

Address reply to:

President

A. Lombardi-Bonch, M.D.

Past President

Jack F. Strong, M.D.

President-Elect

David F. Hardwick, M.D.

Secretary

Jack M. Layton, M.D.

Treasurer

Leland D. Stoddard, M.D. 19 October 1993

Vice Presidents:

Africa

R. O. C. Kaschula, M.D.

Abdenour Yaker, M.D.

Asia

Y. F. Dajani, M.D.

E. Ishikawa, M.D.

J. C. K. Lee, M.D.

Australasia

Philip Allen, M.D.

Europe

L. D. Ansell, M.D.

Anna Kader, M.D.

Michel Prade, M.D.

North America

C. Fenoglio-Preiser, M.D.

F. Stephen Vogel, M.D.

Sharon W. Weiss, M.D.

South America

Natalio Guman, M.D.

Paulo Cardoso de Almeida, M.D.

Editor: International Pathology

Roger E. Connor, M.D.

Dr Denis Moir

President, Australasian Division

International Academy of Pathology

"Durham Hall"

207 Albion Street

Surry Hills 2010

By Fax (02)331 1431

Dear Dr. Moir:

Thank you for your letter of 14 October.

I was pleased to hear that you are willing to hold

a joint meeting with the Japanese Division.

Next month we are going to hold a slide seminar

between the Korean and Japanese Division. We

are also inviting Professor Lee from Hong Kong

to give a special lecture. I will tell the Korean

pathologists and Professor Lee about our future

plans in holding a joint meeting in Australia.

I firmly believe that this is a wonderful opportunity

to forge links not only between our two countries

but also for Korea and China.

Thanking you for your cooperation and with kindest
regards,

Yours sincerely,

Eisai Ishikawa, MD
Professor Emeritus
Jikei University
School of Medicine

Fax 81-3-3435 1922



Australasian Division
of the
International Academy of Pathology Limited

A.C.N. 008 593 815

"Durham Hall"
207 Albion Street
Surrey Hills 2010

Australia
Telephone (02) 361 0413
Fax (02) 331 1431

Shinichiro Ushigome MD
Secretary, Japanese Division,
International Academy of Pathology,
Department of Pathology,
Jikei University School of Medicine,
3 - 25 - 8 Nishi-shinbashi
Minato-ku, Tokyo 105
Japan
Fax : 81-3-5472-0700

17 January, 1994

Dear Dr. Ushigome,

I was delighted to hear that the Korean and Hong Kong Divisions may also be interested in a joint meeting in Sydney. I agree with you that involvement of other Asian nations would enhance the meeting. I think it is a good idea for you to come to our meeting in June this year so that you can speak further with us and see first hand what the facilities are.

I would normally be issuing invitations to speakers for the 1995 meeting within the next few weeks as many of them are unavailable at shorter notice so the planning of the scientific programme needs to be done soon.

Our meeting is conducted over a Friday, Saturday and Sunday. Friday's programme consists of lectures by Australian pathologists on current advances in pathology and a series of workshops run by speciality pathology clubs - gastroenterology, lymphoma, renal, fine needle aspiration cytology and pulmonary. On each of Saturday and Sunday an invited speaker from overseas presents lectures and a slide seminar on their speciality. A list of previous speakers and their topics and a programme from last year are enclosed.

In 1994 we are expanding the Friday programme to allow longer presentations and to make the specialty workshops available to more people. The Friday lectures this year will be directed towards the approach to diagnosis. The lecturers will be asked to prepare a one hour lecture and written notes providing a guideline for pathologists to follow in assessing surgical biopsies and a decision algorithm for diagnosis. If this is successful we intended to continue this in subsequent years and build up a comprehensive manual which could be used by pathologists in their daily work.

In 1995 we have been discussing inviting speakers on non-tumorous bone and joint disease and molecular biology and other new technologies. Apart from

*Hand 18/1/94
→ file*

tumours, bone and joint disease is poorly covered in textbooks but is a common source of biopsies. Application of molecular biology to pathology is close to being routine and is not well understood by many pathologists. A pathologist in my Practice, Dr. Fiona Bonar, is our local expert on bone and joints and was going to suggest some names of experts from overseas. Possible speakers we have discussed for the molecular biology topic include Dr. Hector Battifore and Dr. Cecilia Fenoglio-Preiser.

We would be delighted to have some input from you on the 1995 programme. Your comments on our ideas for speakers and topics are welcome. There is no reason why the meeting should be limited to 3 days. It could be expanded to 4 or 5 if interest was strong. This would allow more expert speakers to be invited and they could be drawn from Asia and Australia. Time is perhaps against us in planning a very big meeting but it could be done.

I would appreciate hearing from you soon after your Executive Committee meeting on February 3 so that I can issue invitations to speakers. I look forward to further letters and to meeting you in Sydney in June.

Yours sincerely,



Denis Moir FRCPA
President, Australasian Division



INTERNATIONAL ACADEMY OF PATHOLOGY
THE JAPANESE DIVISION

Office: Department of Pathology, Jikei University School of Medicine
3-25-8 Nishi-shinbashi, Minato-ku Tokyo 105, Japan
(Tel. 03-412-1111, Ex. 2210, 2211)
January 26, 1994

Denis Moir, FRCPA
President
Australasian Division
"Durham Hall"
207 Albion Street Surry Hills 2010
Australia
FAX: (02) 331 1431

Dear Dr. Denis Moir:

Thank you very much for your kind letter, and immediate response to my letter.
First of all, I would like to express our gratitude to your kind agreement to have joint conference between your Division and ours in Sydney at the first week of June, 1995. I was also very pleased to have your agreement for participation and cooperation of the Korean and Hong-Kong Divisions and also other Asian Divisions. I was deeply impressed with your broad-mindedness.

Secondary, you kindly explained about your Annual Meeting and possible expansion for the Joint Meeting in 1995. You also pointed out several distinguished speakers from abroad who are expected to be invited. Molecular biology topic is quite timely. You also mentioned Dr. Fiona Bonar, expert of bone and joint pathology. Since I have the same speciality to Dr. Bonar, I can get touch with Dr. Bonar to talk intimately, if you say OK.

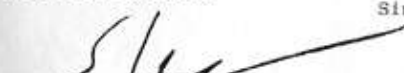
Three days for your Annual Meeting may be all right for the Joint Meeting, if you have enough spaces for poster sessions.

Any way, I will introduce your opinions and ideas at our Executive Committee Meeting which is going to be held on February 3 at my University.

Then, I will let you know our opinions.

Thank you very much for your kind attention.
With best wishes.

Sincerely yours,


Shinichi Ushigome, M.D.
Secretary, Japanese Division of IAP
Department of Pathology
Jikei University School of Medicine
3-25-8 Nishi-shinbashi, Minato-ku
Tokyo 105 Japan
FAX: 81-3-5472-0700



INTERNATIONAL ACADEMY OF PATHOLOGY
THE JAPANESE DIVISION

Office: Department of Pathology, Jikei University School of Medicine
3-23-8 Nishi-shinbashi, Minato-ku Tokyo 105, Japan
(Tel. 03-433-1111, Ext. 2210, 2231)

February 10, 1994

Denis Moir, FRCPA
President
Australasian Division
"Durham Hall"
207 Albion Street Surry Hills 2010
Australia
FAX: (02) 331 1431

Dear Dr. Denis Moir:

Our Executive Committee was held on February 3, and all members unanimously agreed to have the joint meeting with your Division. It is our great honour to participate in the academic joint meeting with your Division for the first time in 1995, and to be able to create an intimate friendship between both Divisions.

You have already mentioned your plans for your Annual Meeting in 1995. The guest speakers you mentioned in your letter to Ushigome, are OK for us, if your invitation has been accepted.

When Dr. Shinichiro Ushigome visits you at the Annual Meeting this coming June, further problems can be discussed with you. However, if we should talk with you earlier, the U.S.-Canadian Meeting of Pathology in middle March might be a good opportunity, if some of your delegates are able to attend the meeting in San Francisco. We are sure Dr. PW Allen is coming to the San Francisco Meeting. Dr. Ushigome is going to stay at Hilton Hotel, San Francisco between March 13 ^{to} 17.

As you already know, Professor Joseph Lee of the Hong Kong Division and Professor Moon Ho Yang of the Korean Division are interested with the joint meeting between our Divisions. Do you think it would be better that the two Divisions and other Asian Divisions participate freely or that they (the two Divisions) join with our joint meeting? We will appreciate you very much, if we can have your opinion about this particular matter. If you have any question, proposal or any other idea, please do not hesitate to ask us.

1994 Meeting











**The 21st Annual Scientific Meeting
of the
Australasian Division of the
International Academy of Pathology
and**

**The 1st Conjoint Meeting of the
Japanese, Korean, Hong Kong & Australasian
Divisions of the IAP and Pathology Associations**



**Sydney Convention Centre
Darling Harbour
Sydney, Australia**

June 2-4, 1995

Registration and Advance Programme

1995 Meeting







Japanese visitors



Munetomo
ENJOJI
JAPAN



















Wang Fung
No.
118

Minutes of the JKAHK Group Organising Committee
Darling Harbour Convention Centre
1400hrs. June 2nd, 1995

Present: P. Allen, K. Shilkin, M. Enjoji
M. Suzuki, S. Ushigomi, M-H. Yang, W-F. Ng
D. Moir, A. Leong, R. Newland, W. Delprado, C. Theocharous

Discussion:

Dr Delprado presented the figures for the meeting. Until Saturday there were-
498 total registrations
63 registrants from Asia.

Dr Suzuki stated that the meeting was very enjoyable and should be repeated.

Dr Yang noted that Korea and Japan held a conjoint meeting every two years; there were also many other meetings; this conjoint Asian / Pacific meeting should be repeated every four years.

Dr Moir agreed and suggested every four years in Sydney and then possibly link on other years to other Korean/Japanese conjoint meeting.

There was general discussion and the following points made-

- there was agreement in principle to the meeting
- rotation possibly every four years
 - suggested 1999, 2003
- any conjoint meeting could be linked to a division's annual meeting
- Japan could not link to its' annual meeting (October, too big)
 - happy for rotation between divisions; favoured meeting in Australia
 - Japan would be keen to actively participate in the Australasian annual meeting
 - beginning of June was good for Japan
- Hong Kong - meeting in November could be used
 - happy for rotation between divisions
- Korea - 2 annual meetings - May and October
 - favoured rotation between divisions
- Conjoint meeting could involve all Asian Pacific divisions
 - this group should act as the core
 - meeting should be based on the IAP.
- the meeting should always be different from the international meeting
- comments would need to be taken back to individual division committees
- detailed arrangements could be discussed later

Plans:

- All divisions to advertise each others meetings and encourage attendances at annual meetings
- Committee to be called JKAHK Group
- meeting to be held in Budapest at International Meeting to further discuss future meetings
 - Monday 21/10/96 - Lunch time
 - Dr Theocharous to arrange room and tell others of details

SUGGESTED STRUCTURE AND GUIDELINES OF THE JKAHK GROUP

1 NAME

The name of the group will be the JKAHK Group.

2 MEMBERSHIP OF THE GROUP

The following IAP Divisions will form the Group – Japan, Korea, Australasia, Hong Kong.

Additional Divisions may become part of this Group by mutual agreement.

Also, other groupings of pathologists eg Societies of Pathology may become affiliates or associated with the Group if there is no Division to which that Society's home country is attached.

3 PURPOSE OF THE GROUP

- a) To hold a Conjoint Meeting every 4 years, in the first instance 1999, 2003, 2007 etc at a venue and at a time mutually agreed but so as to not clash with other important meetings of the Members of the Group.
- b) To foster relations between the Divisions comprising the Group.
- c) To encourage education in pathology in the general geographic region covered by the Group ie in the Western Pacific area.

4 DELEGATES OF THE GROUP MEMBERS TO FORM THE GROUP COMMITTEE

Normally this should consist of any IAP Regional Vice Presidents from the Group and the President and the Secretary of the Divisions of each Group member. This Committee may agree to others attending its meetings, and Committee members may request alternates to attend in their place.

Meeting Convenor

The President of the Division which has been agreed to hold the next Conjoint Meeting will convene the meetings of the Group Committee.

5 MEETINGS OF THE GROUP COMMITTEE

The Group Committee shall meet:

- at the International IAP Convention each 2 years. The Australian Secretariat will liaise with the appropriate IAP Convention organisers to ensure a meeting place.
- at the venue and time of any conjoint meetings organised by the Group;
- and may meet at other times by agreement of the members of the Group.

6 SECRETARIAT

A permanent Secretariat will be established in Sydney in the office of the Australasian Division of the IAP at the Royal College of Pathologists of Australasia, Durham Hall, 207 Albion St, Surry Hills NSW 2010, Australia.

The Secretariat is to be advised by the Secretaries of the various Divisions within the Group of changes to office holders within their Division affecting membership of the Group Committee.

ISSUES How do we maintain continuity??



members of the different

1995 Number 3

PRESIDENT
Anthony Leong

SECRETARY
Con Theocharous

TREASURER
Fay Chambers

EDITORIAL GROUP
Robin Cooke
Jan McLean
Kathy Bevin

Secretariat
Durham Hall
207 Albion Street
Surry Hills NSW 2010
Ph. +612 361 0413
Fax +612 331 1431

**XXI International
Congress of the
International Academy of
Pathology and 12th World
Congress of Academic and
Environmental Pathology,
Budapest, Hungary,
October 20 - 25, 1996**



511 HÉRO-SZABESSE, Agnes
V. Balczon, 1066 Budapest,
Imre-Georgy ut 84/a
HUNGARY
Phone: (36-1) 142-8711 ext 122
2301 Fax: (36-1) 142-4116

THIS ISSUE

Act. Animal. Scientific Pg 142
Mexico

Valuable work carried out by 2

Warwick Designworks Pg. 3

Cytology Tutorial 12/18/4

Meetings Pg. 4

Lecturers: [Luigi De Santis](#) - Pg. 4

REPORT on the 21st Annual Scientific Meeting of the Australasian Division of the I.A.P. and The FIRST CONJOINT MEETING of the Japanese, Korean, Hong Kong and Australasian Divisions of the I.A.P. and Pathology Associations.

Held at the Sydney Convention Centre,
Darling Harbour, Sydney, Australia.
June 2-4, 1995.

This year's 21st Annual Scientific Meeting was special in that it was also the inaugural conjoint meeting of the Japanese, Korean, Hong Kong and Australasian Divisions of the IAP and pathology associations. The meeting was attended by almost 500 local registrants and an additional 60 from overseas with the largest delegation from Japan. The Japanese delegation was led by Professors M Suzuki, S Ushigome, M Enjo, R Machinami and other senior members of the Japanese Division of the IAP. The Korean Division was led by Professor M H Yang and the Hong Kong Division by Professor J C K Lee and Dr W F Ng.

This year's meeting was conducted in the usual three-day format with minor changes in programming on Saturday and Sunday. The Friday session was devoted to lectures by local pathologists on the diagnostic approach to different types of specimens. Although this was originally conceived as a session for trainees in pathology, it is now well attended by more senior pathologists. The topics covered were: "An Approach to the Diagnosis of Renal Biopsies" by John Dowling, "Pigmented Skin Lesions" by Stan McCarthy, "Lung Biopsies" by Doug Henderson and "Liver Biopsies" by Jeffrey Seale. High quality lecture notes were provided.

As a special feature of the conjoint meeting, a soft tissue pathology slide seminar was organised by Phil Allen for Friday afternoon. Eight cases were

presented by members of the different Divisions.

The late afternoon session was devoted to the Speciality Clubs which are now well established and thriving.

Dr Peter Bullough, Professor of Pathology at Cornell University Medical College was the Guest Speaker on Saturday. He lectured on "The pathophysiology of arthritis" and "Metabolic disturbances of bone" and conducted a slide seminar on the topic of "Non-tumour osteo-articular disease". This was convened by Dr Finna Romer.



Elina Bonar and Peter Hülsmann

The Guest Speaker on Sunday was Dr Hector Ramirez, Chairman of the Division of Pathology at the City of Hope National Medical Center in California. He lectured on "Immunohistochemistry in tumour prognosis" and "Formalin fixation and epitope retrieval (unmasking) in immunohistochemistry". He then presented a side seminar on Immunohistochemistry and new technologies in Pathology. This was convened by Professor Anthony Leong.

The Annual General Meeting of the Division was moved to Saturday in the hope that it would draw a greater attendance, but this did not prove to be the case.

This year saw the retirement of Warsaw Delapault as Secretary, a position which he filled very ably for the last nine years. It was an election year and Anthony Leong became the President and Denis Moir the Past-President. Ron Newland formerly the

Continued on D-3



News Bulletin of the IAP The beginning of a new era

Minutes 21-10-96 Budapest Hungary

Minutes of a Meeting of the JKAHK Group held on Monday, 21 October, 1996 at 1pm in the Liget Convention Centre, Budapest, Hungary.

Present P W Allen, S-H Cho, M Enjopi, A Leong, D Moir, W F Ng, R Osamura, K B Shilkin, M Suzuki, S Ushigome and M H Yang

Opening

As Dr Shilkin had available the Minutes of the previous meeting of the Group held at the Darling Harbour Convention Centre, Sydney, Australia, 2 June, 1995, it was agreed he should act as Chairman for this meeting.

It was noted that the next International IAP Congress would be held in Nice, France, in 1998, that Nagoya, Japan, would be the venue in 2000, and that Amsterdam, Holland, would host the 2002 Congress. Members warmly congratulated the Japanese Division of the IAP on winning the bid for 2000.

Previous Minutes

Dr Shilkin read the Minutes of the previous meeting. These were confirmed and it was agreed that they would be a basis on which the Group could continue to operate.

Next Conjoint Meeting of the Group

It was noted that the Group had hoped to hold a Conjoint Meeting every 4 years, the next being due in 1999. Dr Yang volunteered that Korea could host a meeting in 1999. Japan was happy for a rotation and they would prefer that the meeting to be held at their be in Sydney. Dr Leong thought other venues might also be considered. Dr Yang said that Seoul had good facilities. It was AGREED that the 1999 Conjoint Meeting be held in Korea.

Discussion concerning the best time for the meeting to fit in with other Division and Society meetings led to the suggestion that the most preferable time to meet was early October. It was mentioned that the Annual Meeting of the Royal College of Pathologists of Australasia was held around that time and the dates may need to be checked when the exact time of the College meeting is known. A meeting at the end of May would come up against the Australasian IAP Division Meeting. Dr Yang agreed to discuss the precise date of the meeting with the Japanese Division and others before confirming. Dr Yang said that Korea would aim to keep the Registration Fee as low as possible and that he would seek discounts for hotel accommodation. Members suggested that a 3 day meeting was favoured and the best overseas attendance was likely if the meeting was held over Friday, Saturday and Sunday.

Other Members of the Group

Dr Leong felt that the new Indonesian Division of the IAP might be invited to join the Group. Dr Shilkin added that pathologists in Singapore and Malaysia could be included. Dr Ng thought that Taiwan and the Philippines should be added. It was agreed that the Group could be expanded by inclusion of Divisions or Societies from these areas and the possibility of a Conjoint Meeting involving the Western Pacific region, with a change of name of the Group to reflect this, could eventuate. However, it was felt that although invitations could be extended to pathologists in these areas to attend Conjoint Meetings it might be best for this Group to successfully consolidate before formally being enlarged.

Structure of the Group

In view of the potential of the Group to expand, some thought was given to the method of organisation of the Group. A number of possibilities were canvassed. It was agreed that Dr Shilkin would present possible suggestions for the Group's structure/organisation.

Closure

The meeting closed at 2pm. It was agreed that Dr Shilkin would circulate Minutes of the Meeting.

Minutes 10-10-98 Nice, France

Report of a Meeting of the JKAHK Group, Nice, France Monday 19 October 1998

Keith B Shilkin, Convenor

This grouping of IAP Divisions of the Western Pacific seaboard – Japan, Korea, Australasia and Hong Kong - agreed to meet again in Nice. At its previous meetings in Sydney and Budapest, the JKAHK Group had agreed to hold Conjoint Meetings every 4 years, the first being in Sydney in 1995 and, in rotation, the second meeting was scheduled for Seoul, Korea.

At this Nice meeting of the Group, Professor Moon Ho Yang advised that he is developing plans for the 2nd Conjoint JKAHK Meeting to go ahead in Seoul on Friday 15 and Saturday 16 October 1999, at the Lotte Convention Centre, Lotte Hotel, Seoul, Korea. This meeting will be combined with the 32nd Annual Scientific Meeting of the Korean Division of the IAP.

The Program outline includes the topics of

- an Approach to Diagnosis in Surgical Pathology;
- a Symposium on Infectious Disease in the four national regions;
- a Symposium on Gastritis;
- Slide Seminars;
- Specialty Club Conference Meetings;
- there will also be Poster Presentations.

Professor Moon Ho Yang will provide more details as the arrangements are firmed up. Further preliminary details are available from Jan McLean at the IAP Office at Durham Hall, 210 Albion Street, Surry Hills, NSW 2010.

Also at this Nice meeting of the JKAHK Group, a structure and some further guidelines for the Group were agreed. The Group has a potential to further the mutual interests of the pathologists of this Western Pacific area.

swissôtel  **SEOUL**
THE SWISS GRAND HOTEL



201-1, Hongginsu-dong, Seohdaemun-gu,
Seoul, Korea
Telephone : (82-2) 3216-5656
Telefax : (82-2) 3216-7799



**The 32nd Scientific Meeting of
the Korean Division of
the International Academy of Pathology
and**

**The 2nd Conjoint Meeting of
the Japanese, Korean, Australasian
& Hong Kong Divisions of
the IAP and Pathology Associations**

October 14-16, 1999
Swiss Grand Hotel
Seoul, Korea

**Organized by
The Korean Society of Pathologists**

The 51st Annual Fall Meeting of the Korean Society of Pathologists
The 32nd Scientific Meeting of the Korean Division of the IAP
The 2nd Conjoint Meeting of the Japanese, Korean, Australasian & Hong Kong Divisions of the IAP
October 14-16, 1999 Swiss Grand Hotel Seoul, Korea



Bing Quan Wu

Minoru Suzuki

Yang, Moon Ho



'99 10 14

Japan















伎舞

中村時藏



市川海老蔵











Taiwan

The 2nd Japanese-Taiwan Conjoint Slide Conference





Thailand

Second Announcement
And Call For Papers



The Third IAP

Asia Pacific Meeting

19-23 January 2003

BANGKOK, THAILAND

Pathology Beyond Frontiers

Organizers :

International Academy of Pathology, Thailand Division. (IAP-THAILAND)
in collaboration with
Japan, Korean, Australian and Hong Kong Divisions of IAP.















The Third IAP Asia Pacific Meeting

21-23 January 2003 Bangkok, THAILAND











อาคาร อปร



การประชุมวิชาการความร่วมมือ Thai-German IAP ครั้งที่ 1

(The First Thai-German IAP Collaboration TGIAPC)

February 2007

in Thailand and Germany







Australia



XXV IAP Congress
Brisbane 10-15 October 2004












xxv Congress of the
International Academy of Pathology


















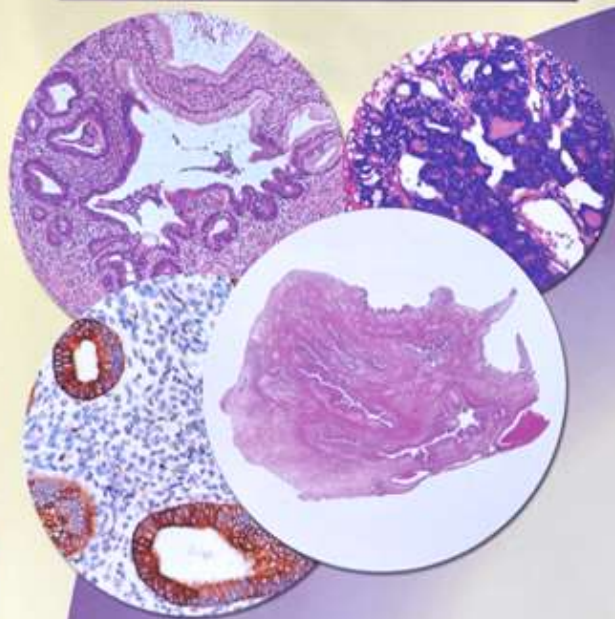
XXV International
Congress of the
**International Academy
of Pathology**
Slide Seminar



Gynaecological Pathology


International Society of
Gynaecological Pathology

Convenors: Richard Jaworski, Philip B. Clement
Series editor: Robin A. Cooke



www.kbs.com.au





GYNAECOLOGICAL PATHOLOGY

International Society of Gynaecological Pathology

Slide Convenors

Richard Jaworski and Philip B. Clement

Contributors

Philip B. Clement

Vancouver Hospital and Health Sciences Centre, Vancouver, Canada

Richard Jaworski

Institute of Clinical Pathology and Medical Research, Westmead Hospital, Sydney, Australia

Inny Busmanis

Singapore General Hospital, Singapore

Peter Russell

Mayne Lavery Pathology, Sydney, Australia

Nicholas Mulvaney

Melbourne Pathology, Melbourne, Australia

Kerryn Ireland-Jenkin

Melbourne Pathology, Melbourne, Australia

Michael Wells

University of Sheffield, Sheffield, England

Series Editor

Robin A. Cooke

KNOWLEDGE
BOOKS AND SOFTWARE



MULTIMEDIA



© International Academy of Pathology - Australasian Division




Figure 11

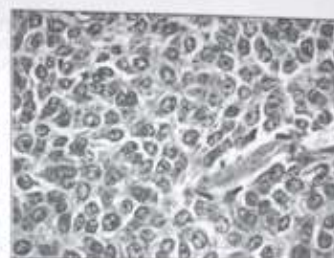


Figure 12



Figure 13




Figure 14



Figure 15



Figure 16

GYNAECOLOGICAL PATHOLOGY

International Society of Gynaecological Pathology

Slide Convenors

Richard Jaworski and Philip B. Clement

Contributors

Philip B. Clement

Vancouver Hospital and Health Sciences Centre, Vancouver, Canada

Richard Jaworski

Institute of Clinical Pathology and Medical Research, Westmead Hospital, Sydney, Australia

Inny Busmanis

Singapore General Hospital, Singapore

Peter Russell

Mayne Lavery Pathology, Sydney, Australia

Nicholas Mulvaney

Melbourne Pathology, Melbourne, Australia

Kerryn Ireland-Jenkin


Melbourne Pathology, Melbourne, Australia

Michael Wells

University of Sheffield, Sheffield, England

Series Editor

Robin A. Cooke



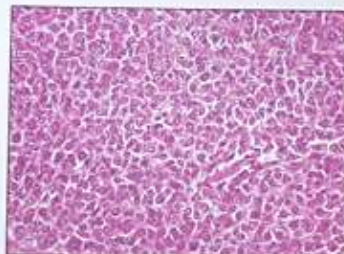


Figure 11

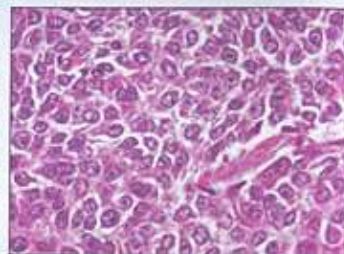


Figure 12



Figure 13

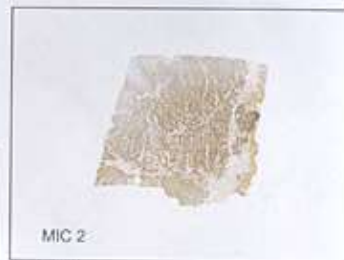


Figure 14

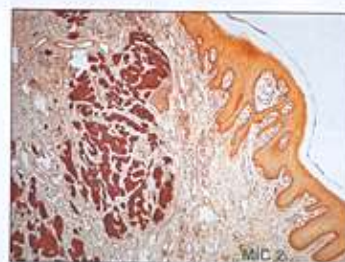


Figure 15



Figure 16













PRESIDENT

Richard Jaworski

SECRETARY

Stephen Fairy

TREASURER

Jan Kencian

EDITORIAL GROUP

Robin Cooke

Jan McLean

IAP WEBSITE

www.iaphomepage.org

Australasian Division

WEBSITE

www.iap-aus.org.au

DESIGNED BY



Secretariat:

205 Albion Street

Gurry Hills, NSW 2010

Ph: (02) 8356 5898

Fax: (02) 8356 5899

Email: iap@rcpa.edu.au

APRIL 2010



**Australasian Division
of the International
Academy of Pathology**

news

Report from the President

The 35th Annual Scientific Meeting held in Sydney from June 4-6, 2010 was a highly successful, informative and enjoyable meeting. The keynote speakers for the weekend were Professor W. Glenn McCluggage, Belfast, Northern Ireland, U.K. and Dr Philip E. LeBoit, San Francisco, California, USA.

Our meeting caters for a wide range of interests. As usual, Friday is largely devoted to the various companion meetings/societies. The plenary lecture was given by Professor Richard Scolyer who gave us an insightful and comprehensive update on melanoma. Also on Friday, Dr Ming Zhou, Cleveland Clinic Pathology lectured at the ISUP companion meeting on uncommon renal tumours. After a packed day of presentations, attendees had a chance to unwind, catch up with friends and meet the invited speakers



at the Cocktail Party. Some photos from the 2009 and 2010 meetings have been posted on our website.

The theme of Saturday was gynaecological pathology with Glenn McCluggage delivering lectures on ovarian epithelial tumours as well as unusual and rare ovarian neoplasms. This was supplemented by a comprehensive slide seminar covering various aspects of gynaecological pathology. Sunday was devoted to dermatopathology and Phil LeBoit covered basal and squamous cell carcinoma as well as psoriasis in dermatopathology. Phil also provided us with a slide seminar that brought to our attention some new entities in dermatopathology. Both slide seminars were accompanied by excellent colour booklets produced by Professor Robin Cooke.

The Vincent McGovern Memorial Lecture was given by Professor Michael Blous who lecture, 'Recent Pathology - old problems and new solutions', was superb.

President's message continued page 5

Sydney Convention Centre - Darling Harbour



Australasian Division of the International Academy of Pathology

35th Annual Scientific Meeting

4-6 June, 2010

REVIEW

Poster Prizes

Pathologists First Prize:

"PI3K pathway activation in breast cancer is associated with the basal-like phenotype and cancer-specific mortality"

Elma Lopez-Knowles¹, Sandra A O'Toole², Cathiona M McNeil³, Ewan KA Miller⁴, M Ju Qiu⁵, P Gies⁶, Elizabeth A Mangrove⁷, Robert L. Sutherland¹

¹ Cancer Research Program, Garvan Institute of Medical Research, Darlinghurst, NSW

² Dept of Anatomical Pathology, Royal Prince Alfred Hospital, Camperdown, NSW

³ Dept of Medical Oncology, Westmead Hospital, Sydney, NSW

⁴ Dept of Anatomical Pathology, South Eastern Area Laboratory Service, St George Hospital, Kogarah, NSW

⁵ Dept of Anatomical Pathology, St Vincent's Hospital, Darlinghurst, NSW



Above: Michael Blease (Vice-President), Doug Henderson (Distinguished Pathologist Award), Glenn McCaughey (Divisional speaker), Richard Jansz (President of IAP and Robin Cooke Medal for meritorious service)

Right: Yichi Howard, Erik Datta, Philip Lillis (Dermatopathologist)



South Sydney Swans Restaurant Darling Harbour



President's message continued

My thanks go to all our principal speakers who unanimously agreed to the distribution of their lecture material on the post-conference CD providing us with a valuable educational resource.

This year's programme included three Master Classes. Initially intended for trainees these classes have proved so popular that they have been opened up to all registrants and judging by the attendance this has been well received. Friday's Master Class was run by Associate Professor Thomas Ng who covered neuropathology. Saturday's class was run by Dr Felicity Frost and dealt with FNA of breast, whilst on Sunday endocrine pathology was covered by Dr Anthony Gill. I am deeply grateful to these presenters who put so much time and effort into their presentations. I hope you can get along to these sessions during the 2011 meeting. You will be well rewarded.

This year's Robin Cooke Medal for meritorious service was given to Professor Kon Muller in recognition of his efforts for the Academy both at international and local levels. The Distinguished Pathologist Medal was given to Professor Douglas Henderson for his outstanding contributions to the science and art of pathology. Well deserved and congratulations to you both.

Below: Members of the Board of IAP Australasian Division 3-6-10

Robin Cooke (Editor), Brett Delahunt (Past Pres), Kenneth Miller (Past Pres International IAP), Andrew Aronson (INA), Sophie Otto (SA), Richard Jansz (President), David Ellis (Pres Elect), Jake Netherby (Dean), Stephen Fairly (Sec), Scott Lee (OSG), Jon Reisman (Dean), Bob Edmonson (Vice President for Asia), Jon McLennan (Secretary), Catherine Mitchell (SC), Raylene Jovanovich (Assistant Sec)



New Badges for members of the IAP Australasian Division

At the request of the President, the past President, Prof Brett Delahunt arranged for two badges to be made. One of these is for past Presidents and the other is for members. The badges can be worn as a pin by men and as a brooch by women.

They can be obtained from the Secretariat for \$5 each.



President's badge



Members' badge

This year we hosted three overseas pathologists to attend our meeting and welcomed Dr Abha Gupta, Fiji, Dr Razmin Ghazali, Kuala Lumpur and Dr Sonal Kulkarni, Western Samoa. We hope to continue this regional support for the 2011 meeting.

What's in store for 2011? The 36th Annual Scientific Meeting will be held from June 3-5, 2011. The invited speakers are Professor Sarah Pinder, Division of Cancer Studies, King's College, London, U.K. who will cover breast pathology and Dr John Chan, Queen Elizabeth Hospital, Kowloon, Hong Kong who will cover various aspects of general surgical pathology including salivary gland neoplasms and thyroid pathology. The 2011 Vincent McGovern Memorial Lecture will be

given by Professor David Ellis and is entitled "Epstein Barr Virus - the Enemy Within". In addition, there will be Master Classes in dermatopathology, urological pathology and gastrointestinal pathology. Friday's keynote lecture will be given by Dr Gregory Y. Lauwers, Massachusetts General Hospital and Harvard Medical School, Boston, Massachusetts, U.S.A. whose topic will be "Gastric Neoplasia: Updated and evolving concepts." Moreover, we are adding two new Companion Meetings - Endocrine and Ophthalmic to the Friday programme.

For further information please go to our website www.iap-aus.org.au

Please mark the dates in your diary. We look forward to seeing you in Sydney.

Richard Jansz, President

China

First Announcement
Call for Abstracts



The Fourth Asia-Pacific IAP Congress (IAP2005)

August 22-26, 2005 Beijing, China


**Modern Pathology
in the Age of Rapidly Advancing Technology**

<http://www.ciccst.org.cn/lap2005>







































Singapore



PRELIMINARY ANNOUNCEMENT



5th Asia Pacific International Academy of
Pathology Congress and Chapter of Pathologists
Annual Scientific Meeting

27th – 31st May 2007
Singapore

“GLOBALISATION OF PATHOLOGY”

Mailing Address:	Congress Secretariat Academy of Medicine, Singapore 142 Neil Road Runme Shaw Building Singapore 088871
Telephone:	65-62238968
Fax:	65- 62255155
Email:	iap2007@ams.edu.sg
Website:	www.ams.edu.sg/iap2007




NATIONAL
ORCHID
GARDEN
SINGAPORE





















India



6th ASIA PACIFIC IAP CONGRESS

*Le Meridien Resort and Convention Centre
Kochi, Kerala, India*

20th - 23rd August 2009

www.apiap2009.com



Host Division: IAP - Indian Division

Organized by: Kerala Chapter of Indian Association of Pathologists & Microbiologists

Congress Managers & Travel Agency: **executive**
events

Providing Smart Event Solutions

A Unit of Executive Event Management Pvt. Ltd.

Mahima Building, Kannanthodath Lane

Valanjambalam, Kochi - 682016, Kerala, India

Ph: 0484 - 2377860, Mob: 9947058123, 9947158123

e-mail: mail@executivekerala.com, www.executivekerala.com





**6th ASIA PACIFIC CONGRESS of
INTERNATIONAL ACADEMY OF PATHOLOGY**

20th – 23rd August 2009

Kochi, Kerala, India




INVITATION





1995 Patna













6TH ASIA PACIFIC CONGRESS OF INTERNATIONAL ACADEMY OF PATHOLOGY

20th 23rd
AUGUST 2009

KOCHI, KERALA
INDIA

Want Your
Business to
Grow?
Call Your Advertisers
Promote your Business
All through
YellowPagesKerala
& Members of Kerala
Call - 93874 4 4444

Travel Division

travels.com



APIAP 2009



MERIDEN



INTERNATIONAL CONVENTION CENTRE COCHIN

6th ASIA PACIFIC CONGRESS OF
INTERNATIONAL ACADEMY OF PATHOLOGY

20th - 23rd August 2009, Kochi, Kerala, India



APIAP 2009











th ASIA PACIFIC CONGRESS OF
INTERNATIONAL ACADEMY
PA... OGY

















ACUTE MEGAKARYOBLASTIC LEUKEMIA A CASE REPORT

Dr. Divya, S. Dr. Geetha, V. Dr. Mani, Dr. Meera, Dr. Annie, Dr. Lalitha Bai, Department of Pathology,
Anjala Institute of Medical Sciences

History

- 42-year-old female with no known past medical history presented with fever, weight loss, and fatigue.
- On admission, splenomegaly noted.

Investigations

- Hb 7.1 g/dL
- RBC 3.2 x 10¹²/L
- WBC 12.5 x 10⁹/L
- Platelets 45 x 10⁹/L
- Renal function test normal
- Liver function test normal

Bone marrow aspirate





Bone Marrow Biopsy




Immunophenotype

CD45	97.88%
HLA-DR	93.36%
CD117	97.33%
CD61	46.59%
CD4	8.69%

DIAGNOSIS

AML M7

Discussion

Acute megakaryoblastic leukemia (AM7) is a form of leukemia where immature cells of the bone marrow (megakaryoblasts) [1].

- It is classified as M7 in the French-American-British classification [2].
- The category of M7 is subdivided into 2 subtypes based on the presence or absence of APL-like features [3].
- Clinical features include fever, weight loss, fatigue, and bleeding tendency.
- Microscopic features include large blasts with high nuclear to cytoplasmic ratio, prominent nucleoli, and megakaryoblastic morphology.
- Immunophenotype includes CD45, CD117, CD61, and CD4.

A_18



Taiwan



The 7th Asia Pacific IAP Congress (APIAP 2011)

Theme

Pathogens, Genomics, and Challenges of Pathology in the 21st Century

May 20-24, 2011, Taipei, Taiwan

Venue

Taipei International Convention Center (TICC), Taipei, Taiwan

Host division



Taiwan Division of International Academy of Pathology (TWIAP)

Important Dates

Submission of Abstract / **January 15, 2011**

Notification of Abstract Review Results / **February 28, 2011**

Early bird Registration / **March 31, 2011**

Deadline for Hotel Accommodation / **March 31, 2011**

Last Day for Cancellation of Registration with 75% Refund / **April 15, 2011**



Second Announcement

www.apiap2011.com







INTERNATIONAL ACADEMY OF PATHOLOGISTS

20th Annual Meeting, August 2009, Kuala Lumpur, Malaysia



Korea







The 8th
Asia Pacific IAP Congress
Sept. 5(Thu) - 8(Sun), 2013 Busan, Korea

www.apiap2013.org

The 8th Asia Pacific IAP Congress

September 5(Thu) - 8(Sun), 2013 Busan, Korea



1997 Inaugural Meeting of the Papua New Guinea Pathology Society



Fiji



Philippines



Malaysia













Indonesia











1990













